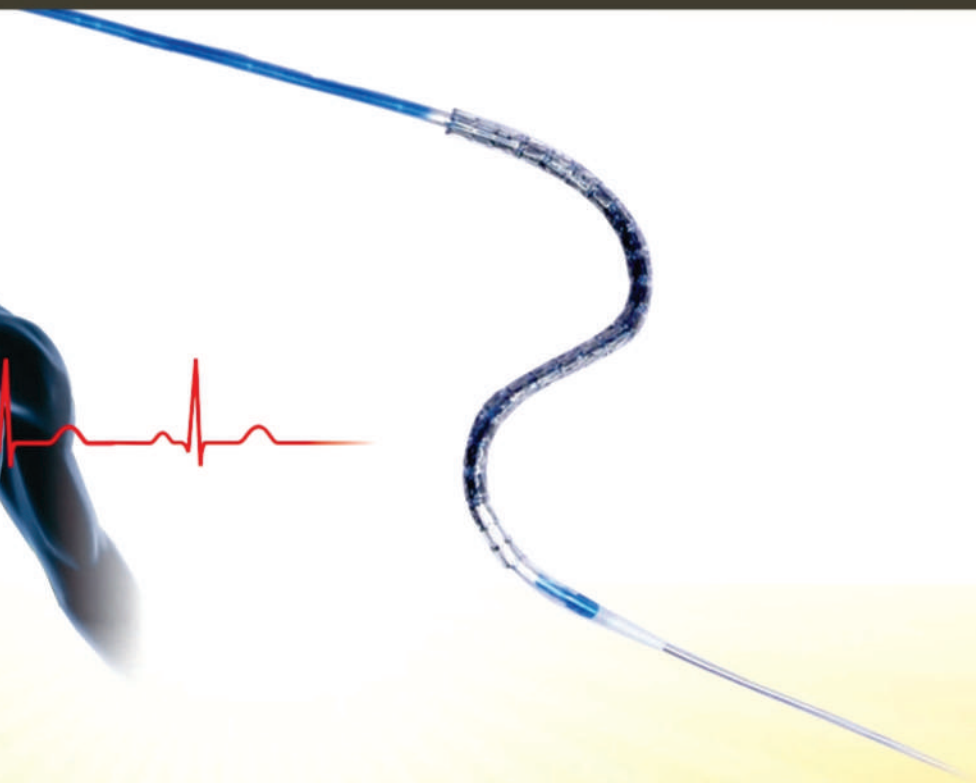
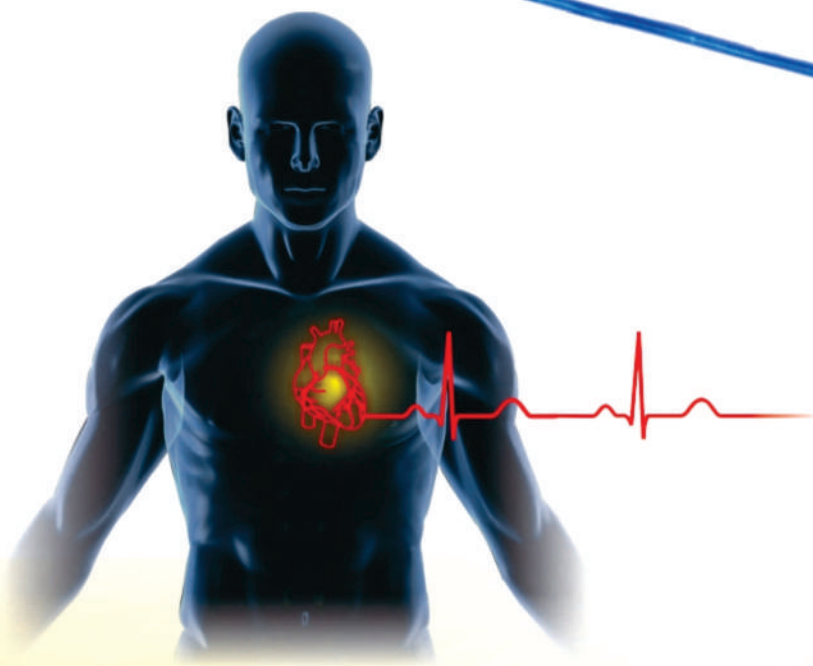


# ENOVO

Everolimus Eluting Coronary Stent System

## Innovative Experience with Everolimus



New Dimensions of Hybrid Design



Optimal balance of Radial strength, low Strut Thickness of **65** microns & Radio opacity



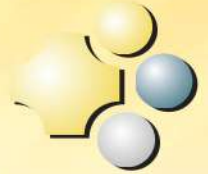
Bio-compatible polymer combination (PLLA & PDLG)



- Intelligent engineering in Platform Design to reduce edge effect
- Optimum blend of Biodegradable Polymers for Natural Safety
- Controlled navigation on difficult anatomy by merit of Delivery System and Platform design

# ENOVO

Everolimus Eluting Coronary Stent System

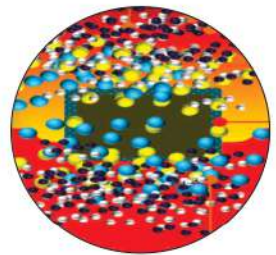


- **Unique Coating with LMSC Technique** - LMSC Technique ensures uniform coating throughout the stent length from proximal to distal resulting in uniform drug distribution to address edge injuries.
- **Ultra-Thin uniform coating** - Enovo has uniform thin polymer coating of <5 microns. Enovo has metallic struts thinly coated without compromising on integrity of coating while crimping and expansion.
- **New generation coating** - Optimum blend of Biodegradable Polymers Enovo has optimum proportion of PLLA and PDLG on the drug delivery system.
- **"From Thin Polymer to No polymer" in natural way :**  
Degraded polymer monomers completely catabolize into carbon dioxide and water shortly following complete elution of drug from the stent within in about 45 days of implantation, confidence of safety profile of a metal stent is resumed.
- **Unique Crimping Technology :** Stepless crimping at proximal & distal end ensures smooth entry in to tight lesion.

## ENOVO

Everolimus Eluting Coronary Stent System

### Strength of stalwart Drug - Everolimus

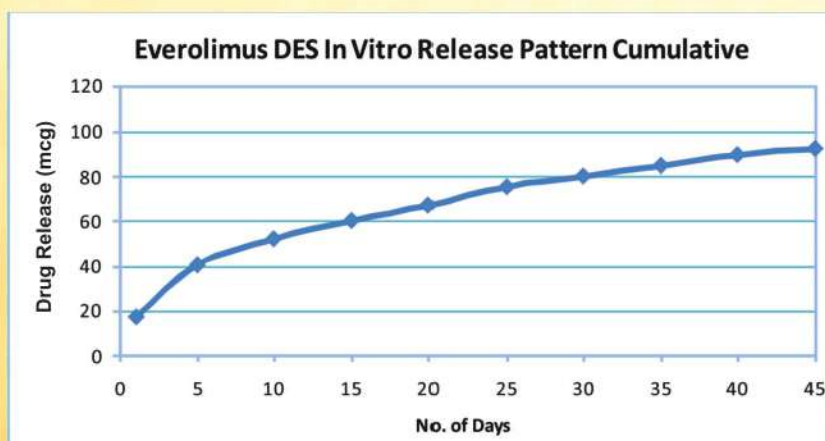


Everolimus is an effective immunosuppressant and most frequently used hence most proven drug from limus group. Enovo chooses to deliver Everolimus through an optimum blend of biodegradable polymers to make its elution a phenomenal process in controlling restenosis.

At the cellular level, Everolimus inhibits growth factor-stimulated cell proliferation. At the molecular level, Everolimus forms a complex with the cytoplasmic protein FKBP-12 (FK 506 Binding Protein).

This complex binds to and interferes with FRAP (FKBP-12 Rapamycin Associated Protein), also known as mTor (mammalian Target of Rapamycin), leading to inhibition of cell metabolism, growth, and proliferation by arresting the cell cycle at the late G1 stage.

Dose of Everolimus 50 to 237 mcg ( $1.0 \text{ mcg/mm}^2$ ), and is eluted from the stent over 45 Days. Initial 60% of drug is eluted in 15 Days and remaining 40% is exponentially eluted till 45 Days, to prevent restenosis without interfering with re-endothelialization and subsequent healing.





## Enovo's Platform - technology deployed for medical challenges

Enovo's platform is engineering marvel with unique features to make navigation of the stent easy and safe even through Challenging anatomy. It has a unmet combination of radial Strength, ease of side branch access, vessel support and flexibility.

### Hybrid Cell Design -

Enovo has Hybrid cell design that has close cells at the end and open cells in middle.

No. of Crowns 8

### Excellent conformance with vessel wall-

S-shaped links optimizes radial strength and mental to artery ratio for vessel support and provides better arterial support.

Radial strength > 1.6N

### Reduced injury of edges -

Innovative hybrid design of Enovo ensures inflation pressure of the balloon is distributed evenly with uniform stent expansion.

This reduces the "edge effect" of the stent.

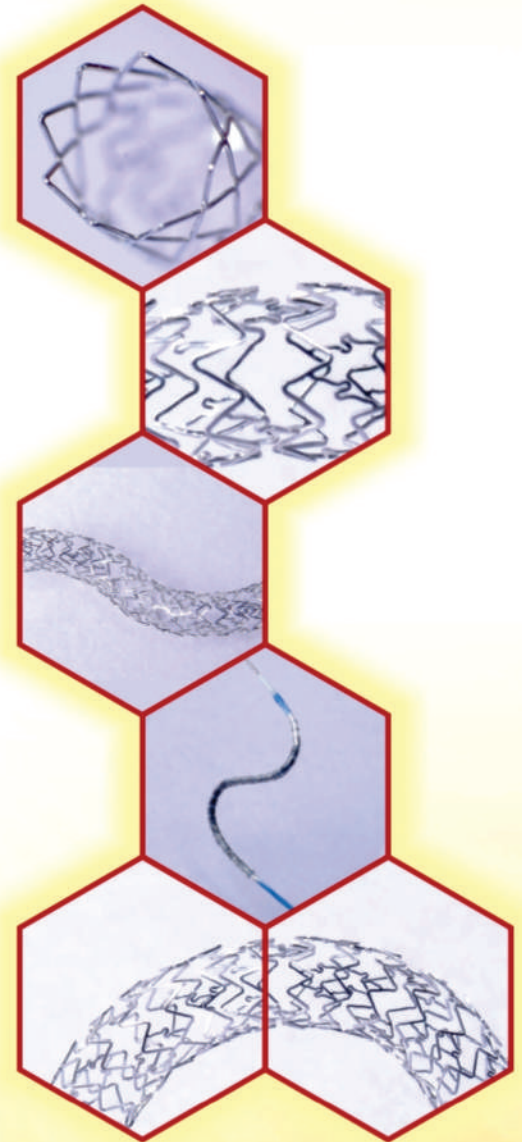
### Excellent side branch access -

S-Link at every third crest in the middle segment will ensure wide opening for hardware to pass through in side branch

### Low Bending stiffness (High flexibility)-

Attribute to the stent design and delivery system properties. The stent is highly flexible and easy to navigate in difficult anatomies.

Arc Subscription angle 30°



Material	L605 CoCr
Crimped (Crossing) profile	< 1 mm
Strut thickness	65 Microns
Radial strength	> 1.6 N
Elastic Recoil	< 5%
Foreshortening	< 0.25%
Ferromagnetism	Non ferromagnetic
Radio-opacity of struts	High

# ENOVO

Everolimus Eluting Coronary Stent System

## Technical Specification

Radio-opacity of struts	High
Radio-opacity of markers	Very high
Balloon Compliance	Semi-compliant
Entry Profile	0.01 mm
Catheter compatibility	5 Fr
Guide wire compatibility	0.014 inch
Balloon winging	Tri-fold
Distal tracking force	Low

## Ordering Information

Diameter (mm)	8	12	16	20	24	28
2.00	EN20008	EN20012	EN20016	EN20020	EN20024	EN20028
2.25	EN22508	EN22512	EN22516	EN22520	EN22524	EN22528
2.50	EN25008	EN25012	EN25016	EN25020	EN25024	EN25028
2.75	EN27508	EN27512	EN27516	EN27520	EN27524	EN27528
3.00	EN30008	EN30012	EN30016	EN30020	EN30024	EN30028
3.50	EN35008	EN35012	EN35016	EN35020	EN35024	EN35028
4.00	EN40008	EN40012	EN40016	EN40020	EN40024	EN40028
4.50	EN45008	EN45012	EN45016	EN45020	EN45024	EN45028

Diameter (mm)	32	36	40	44	48
2.00	EN20032	EN20036	EN20040	EN20044	EN20048
2.25	EN22532	EN22536	EN22540	EN22544	EN22548
2.50	EN25032	EN25036	EN25040	EN25044	EN25048
2.75	EN27532	EN27536	EN27540	EN27544	EN27548
3.00	EN30032	EN30036	EN30040	EN30044	EN30048
3.50	EN35032	EN35036	EN35040	EN35044	EN35048
4.00	EN40032	EN40036	EN40040	EN40044	EN40048
4.50	EN45032	EN45036	EN45040	EN45044	EN45048

Not for sale in US  
© Veritas Bioventions Pvt. Ltd.



**Factory:** Plot No. 5305, 4th Phase, G.I.D.C.,  
Vapi - 396195 Gujarat, India  
**Mobile / WhatsApp :** +91 9321865230 / +91 7567379882  
**Website :** [www.veritasbio.com](http://www.veritasbio.com)  
**Email :** [mail@veritasbio.com](mailto:mail@veritasbio.com) / [export@veritasbio.com](mailto:export@veritasbio.com)

